



# Patient Interface

The key to better patient compliance





# Patient Interface

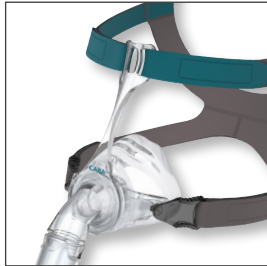
The key to better  
patient compliance

The right mask for every requirement

Patients place high demands on their masks. They have to fit perfectly and comfortably at different pressure levels. Masks also should be small, lightweight and easy to use. A quiet, diffuse exhalation system, a ball-and-socket joint for freedom of movement and an attractive appearance round out the list. Our mask family easily satisfies these requirements and makes the masks the centerpiece of better patient compliance and successful therapy. Our product range includes the groundbreaking CARA family, the adjustable JOYCEone family, the easy-to-use JOYCEeasy family and the proven silicone and comfortable SilkGel variants of the JOYCE family. When we say "family" we always mean nasal and full face masks. Thanks to this variety, every patient can find the mask that is right for him or her.



## Mask Overview



### CARA nasal · CARA Full Face

- universal mask for (nearly) all faces
- small & lightweight – intelligent design
- soft, supple mask cushion in three sizes

#### Tip for a good fit:

The forehead support rests on the forehead only slightly or not at all.



Focus Open 2018  
Special Mention

BADEN-WÜRTTEMBERG  
INTERNATIONAL DESIGN AWARD



### JOYCEone nasal · JOYCEone Full Face

- quick adjustment without compromising on a good fit
- Forehead support adjusts itself automatically.

#### Tip for a good fit:

The mask cushion can be adjusted at the bridge of the nose or around the chin for a better fit higher or lower on the face.

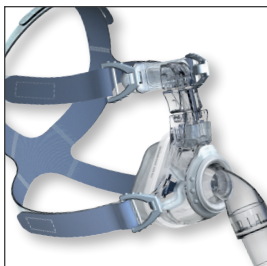


### JOYCEeasy nasal · JOYCEeasy Full Face · JOYCEeasy next FF

- The length and width of mask cushion have been changed.
- Forehead support can be adjusted for each patient and fixed in place.

#### Tip:

JOYCEeasy Full Face fits gaunt and narrow faces particularly well.



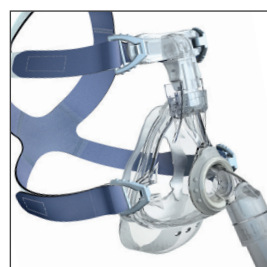
### JOYCE SilkGel nasal · JOYCE Full Face SilkGel

- customized combinations
- gel masks









### JOYCE nasal

- long faces / noses
- available in XL



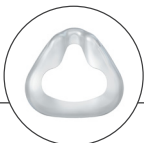
### JOYCE Full Face<sup>plus</sup>

- full beards
- weak chin muscles

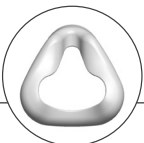
									
		CARA	CARA Full Face	JOYCEone	JOYCEone Full Face		JOYCEeasy next FF		JOYCE
		Nasal mask	Full face mask	Nasal mask	Full face mask		Full face mask		Nasal mask
		vented	vented	vented	vented	non-vented	vented	non-vented	vented
Order-number, size	XS	25590	—	—	—	—	—	—	—
	S	25600	25630	25260	25290	25270	25109	25159	25510
	M	25610	25640				25119	25169	25520
	L		25650				25129	25179	25530
	XL	—	—	—	—	—	—	—	—
Silicone		✓	✓	✓	✓	✓	✓	✓	✓
Gel		—	—	—	—	—	—	—	—
Pressure range		4 - 30 hPa	4 - 25 hPa	4 - 30 hPa	4 - 30 hPa	4 - 30 hPa	4 - 40 hPa	4 - 40 hPa	4 - 30 hPa
Noise level (db(A) at 10 hPa) Sound pressure level		18	19	18	19	—	19	—	18
Ball-and-socket joint		✓	✓	✓	✓	—	✓	—	✓
Pressure measurement connection		—	—	—	✓	—	✓	—	—
Quick-release cord (optional)		—	✓	—	✓	✓	✓	✓	—
External exhalation system can be added		—	—	—	—	—	—	—	—

## The models

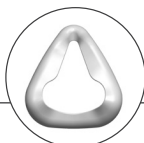
Illustration:  
Nasal cushion models



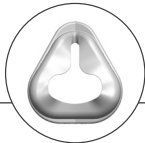
**CARA**  
three sizes for  
95 percent of all faces




**JOYCEone**  
one size / broader  
and more flexible at  
bridge of nose



**JOYCEeasy**  
broader around bridge  
of nose / sizes of greater  
length than JOYCE




**JOYCE SilkGel**  
narrower around bridge  
of nose / gel-filled

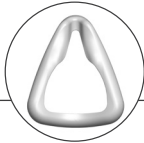


**JOYCE**  
narrower around bridge of  
nose / Sizes S – XL

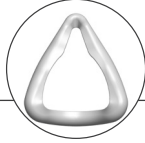
Illustration:  
Full face cushion models




**CARA Full Face**  
three sizes for  
90 percent of all faces



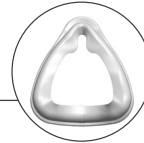
**JOYCEone Full Face**  
one size / broader and  
more flexible at bridge  
of nose



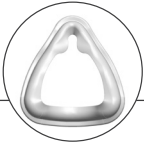
**JOYCEeasy Full Face**  
broader around bridge  
of nose / sizes of greater  
length than JOYCE




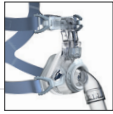




**JOYCEeasy next FF**  
broader and longer than  
JOYCEeasy Full Face /  
higher pressures



**JOYCE SilkGel Full Face**  
narrower around bridge  
of nose / gel-filled



**JOYCE Full Face**  
narrower around bridge  
of nose / Sizes S – XL

									
	JOYCEeasy Full Face	JOYCE SilkGel /	JOYCE Full Face SilkGel	JOYCE		JOYCE Full Face			NP 15
	Full face mask	Nasal mask	Mund-Nasen-Maske	Nasal mask		Full face mask			Nasal pillow mask
	vented	vented	vented	vented	non-vented	vented	40 hPa vented	Full Face <sup>plus</sup> vented	vented
	—	—	—	—	—	—	—	—	—
0	25910	26118	26418	26110	26160	26410	26411	26413	
0	25920	26128	26428	26120	26170	26420	26421	26423	26755
0	25930	26138	26438	26130	26180	26430	26431	26433	
	—	—	—	26140	26190	26440	26441	26443	—
	✓	—	—	✓	✓	✓	✓	✓	✓
	—	✓	✓	—	—	—	—	—	—
hPa	4 - 30 hPa	4 - 40 hPa	4 - 40 hPa	4 - 30 hPa	4 - 30 hPa	4 - 30 hPa	4 - 40 hPa	4 - 30 hPa	4 - 25 hPa
	19	15	16,5	15	—	16,5	16,5	16,5	15
	✓	✓	✓	✓	✓	✓	✓	✓	✓
	✓	✓	✓	✓	✓	✓	✓	✓	✓
	✓	—	✓	—	—	✓	✓	✓	—
	—	—	—	—	✓	—	—	—	—

## For all full face masks from Löwenstein Medical

### Endoscopy adapter

Endoscopic examination under NIV with our solution for professional users. Simply replace the mask elbow with the endoscopy adapter.



### Non-vented elbow

In addition to the standard vented variants, we also offer the Elbow set Full Face NV one/easy: retaining ring NV and elbow NV.



**CE 0197**



© Copyright protected. Copying or reproduction of any sort requires the explicit approval of Löwenstein Medical Technology

Löwenstein Medical Technology  
Kronsaalsweg 40, 22525 Hamburg  
Germany  
T: +49 40 54702-0  
F: +49 40 54702-461  
[info@loewensteinmedical.de](mailto:info@loewensteinmedical.de)  
[www.loewensteinmedical.de](http://www.loewensteinmedical.de)

